

MOODLE UPGRADE - NEW FORMAT OVERVIEW FOR STUDENTS

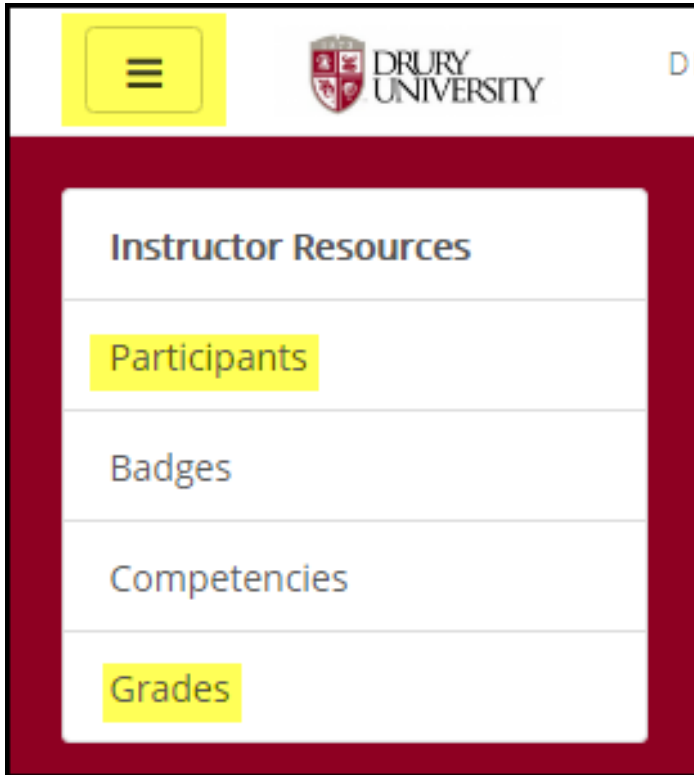
A video tour of the new Boost theme and format changes is available here on YouTube: [Boost Theme](#).

Here is a screenshot of the **Home** page with important new areas highlighted.

The screenshot shows the Moodle Home page for a user named Becky Polk. The top navigation bar includes the Drury University logo, the URL DRURY.EDU, MOODLE HELP, and a user profile for Becky Polk. A left sidebar menu is highlighted in red, with the 'My courses' item highlighted in yellow. The main content area features the Drury University logo at the top, followed by a message for instructors about Moodle grading information. A prominent green and red announcement states: **FINAL Grades are Due Monday, December 18th by 8:00AM CST.** To the right, there is a section titled 'MOODLE FOR INSTRUCTORS' with links to Moodle tutorials (MOODLE 101, MOODLE 201), a searchable database (MOODLEDOCS), and a Moodle user community site (TEACHING WITH MOODLE).

Here is a screenshot of a **Course Main** page with important new areas highlighted:

The screenshot shows the Moodle Course Main page for 'COURSE TEMPLATE SU 2017-18'. The top navigation bar includes the Drury University logo, the URL DRURY.EDU, MOODLE HELP, and a user profile for Becky Polk. A left sidebar menu is highlighted in red, with the 'Grades' item highlighted in yellow. The main content area features the course title 'COURSE TEMPLATE SU 2017-18' and a breadcrumb trail: Home / Courses / Summer 2017-18 / COURSE TEMPLATE SU 2017-18. Below this, there is a section titled 'ATTENTION STUDENTS:' with a list of links: 'Click here for a Moodle tutorial.', 'Click here for Moodle FAQs.', and 'Click the ANNOUNCEMENTS link below to view announcements.' A link for 'Announcements' is also visible. A list of course sections is shown with expandable arrows: 'Open all', 'Close all', 'Syllabus & Policies', 'Instructor Bio', 'Handouts & Course Materials', and 'June 4 - June 10'. A text box on the right states: 'The sections have been condensed so less scrolling is needed.'

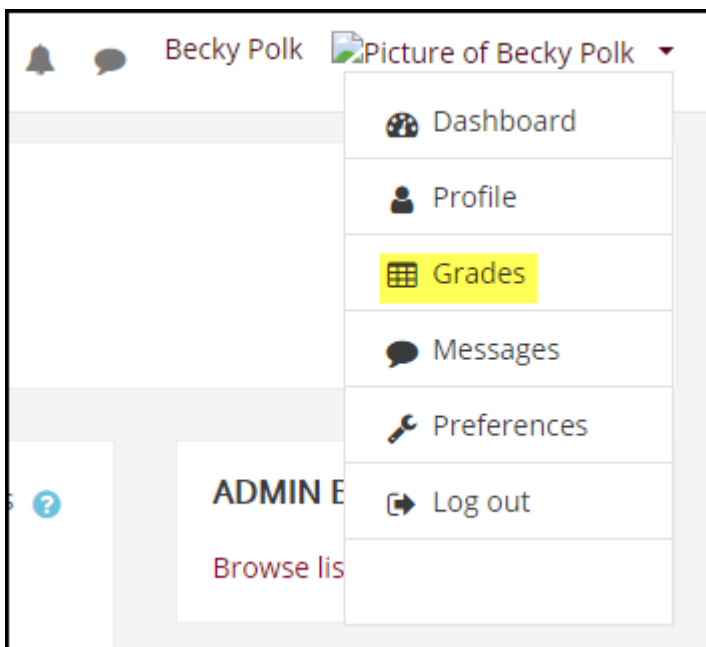


The button with three lines located in the top left corner of the screen is called the **Hamburger icon**. *(No kidding!)*

Inside a course, clicking the Hamburger icon hides the left column – the **Navigation** or **Nav Drawer** - and opens the screen for more course area.

On the main course screen, the **Nav drawer** contains quick links to the list of course **Participants** and to **Grades** for the course.

Clicking on your name or photo at the top right of the course screen opens a list of quick links.

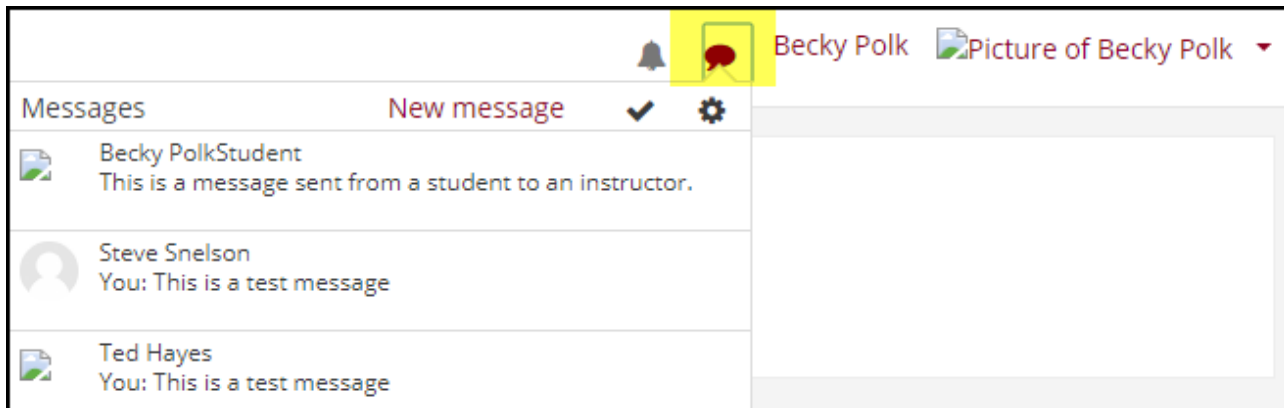


The **Grades** link first gives you a list of links to all your course gradebook screens. *(So convenient!)*

Clicking on a course from that list takes you to your grades.

The bell icon at the top of the screen opens a list of notifications. Here is a link to more information about them: [Notifications](#)

The conversation bubble icon at the top right of a screen opens a list of recent messages. Clicking on any of them or on the New Message link takes you to the Messages area of the Dashboard screen to view all.



More information about messages can be found here: [Messaging](#)